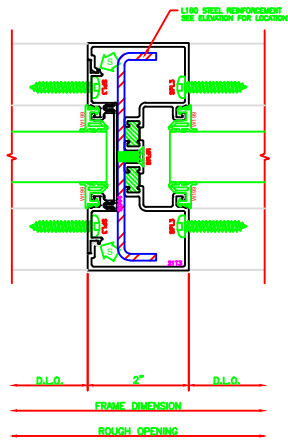
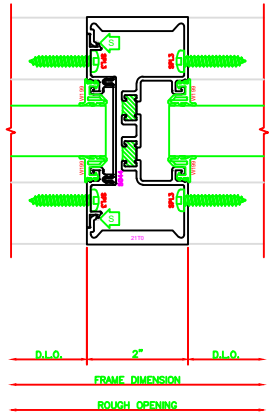


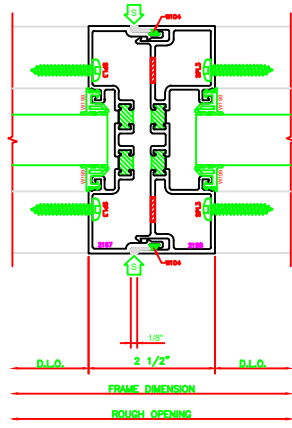
400	I.G. / O.G. JAMB
	SERIES: 403X - 2" X 4 1/2"
	SCREWSPLINE



600	I.G. / O.G. VERTICAL
	SERIES: 403X - 2" X 4 1/2"
	SCREWSPLINE

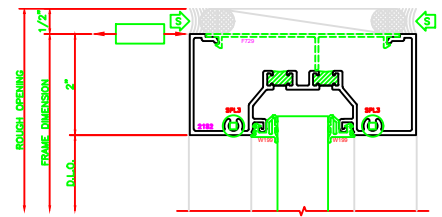


601	I.G. / O.G. H.D. VERTICAL
	SERIES: 403X - 2" X 4 1/2"
	SCREWSPLINE

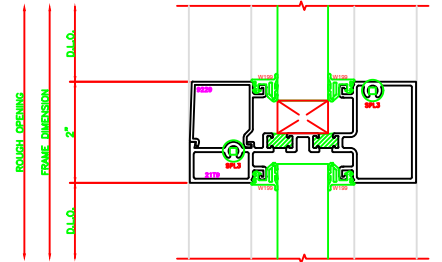


602	I.G. / O.G. EXPANSION VERTICAL
	SERIES: 403X - 2" X 4 1/2"
	SCREWSPLINE

101	O.G. HEAD
	SERIES: 403X - 2" X 4 1/2"
	SCREWSPLINE



501	O.G. HORIZONTAL
	SERIES: 403X - 2" X 4 1/2"
	SCREWSPLINE



201	O.G. SILL
	SERIES: 403X - 2" X 4 1/2"
	SCREWSPLINE

